

For TurningPoint 5 only - (if using earlier version of TurningPoint 4 or 2008, please ignore)

<http://www.turningtechnologies.com/responsesystems/support/downloads>

1. There are a few versions of TurningPoint 5. If you are using your own PC to create the presentation, you will want to download the PC - Install Version. Then install it on your PC so it is always available there to utilize.

If you need to play your presentation on a PC that does not already have TurningPoint 5 installed and you do not have access to install software, you will need to download the PC - No Install Version.

**TURNING technologies** solutions support about **downloads** contact sales Search

### Downloads

**SOLUTIONS**  
K-12  
HIGHER EDUCATION  
CORP/GOVT  
RENTAL EVENTS  
ALL PRODUCTS

**SUPPORT**  
TRAINING  
SUPPORT  
USER COMMUNITY  
BLOG

**ABOUT**  
OUR STORY  
OUR TEAM  
PRESS ROOM  
PARTNERS  
CAREERS  
CONTACT US

### Software Downloads

Educators, presentation developers and software evaluators can download any of our products for complimentary use. All features are fully enabled. However, you must have either a licensed Turning Technologies' receiver or use an active ResponseWare presenter account to receive responses.

Be notified of product updates:

[Subscribe](#)

### Quick Links

[Product Training](#)  
[Support](#)  
[Request an Integration](#)

[ACCESS BETA PAGE](#)

### Attention Higher Education Customers

The latest versions of our software do not necessarily reflect your specific campus implementation. Please check with your IT department, classroom support or Turning Technologies account representative on the recommended version for your institution prior to downloading software.

[Current](#) [Previous](#)

**ON CLICK**

3 versions of Turning Point 5 are available for free download.

The "No Install Version(s)" will allow you to use TurningPoint and open your presentation without having to install the software on the PC you will be presenting on.

The latest version of TurningPoint consolidates the company's most popular products into one, simple interface for polling in PowerPoint, polling in any application and self-paced polling. New TurningPoint now encompasses functionality found in legacy applications TurningPoint, TurningPoint AnyWhere, TurningKey and ResultsManager.

Software is translated for English, Spanish, French and German.

Download Options	Release Date	Version	Size (MB)	Notes
<a href="#">Mac - No Install Version</a>	12/09/2013	5.3.1	63.50	
<a href="#">PC - Install Version</a>	12/09/2013	5.3.1	72.10	
<a href="#">PC - No Install Version</a>	12/09/2013	5.3.1	76.10	

[System Requirements](#)

[DemoteBall](#)

- Once you have clicked the link, it will ask you to fill out an information form. Please do so to get access to the download file.



[solutions](#)

[support](#)

[about](#)

[downloads](#)

[contact sales](#)



## Downloads

### SOLUTIONS

- K-12
- HIGHER EDUCATION
- CORP/GOVT
- RENTAL EVENTS
- ALL PRODUCTS

### SUPPORT

- TRAINING
- SUPPORT
- USER COMMUNITY
- BLOG

### ABOUT

- OUR STORY
- OUR TEAM
- PRESS ROOM
- PARTNERS
- CAREERS
- CONTACT US

### DOWNLOADS

### CONTACT SALES



## Software Downloads Registration

Experiencing difficulties? Please e-mail our customer support team at [support@turningtechnologies.com](mailto:support@turningtechnologies.com) to have product files sent to you directly.

* = Required Fields	
*First Name:	<input type="text"/>
*Last Name:	<input type="text"/>
*E-mail:	<input type="text"/>
*Phone:	<input type="text"/>
*Country:	<input type="text" value="United States"/> ▼
*State/Province:	<input type="text" value="ALABAMA"/> ▼
*Postal Code:	<input type="text"/>
*Industry:	<input type="radio"/> Corporate <input type="radio"/> Event Industry <input type="radio"/> Government <input type="radio"/> Higher Education <input type="radio"/> K-12 Education <input type="radio"/> Military <input type="radio"/> Non Profit
*Organization Name:	<input type="text"/>
*User Type:	<input type="text" value="Current User"/> ▼
<input type="button" value="Submit"/>	

3. You will then be directed to a page to download your software version.

**TURNING technologies** solutions support about **downloads** contact sales Search

### Downloads

**SOLUTIONS**  
K-12  
HIGHER EDUCATION  
CORP/GOVT  
RENTAL EVENTS  
ALL PRODUCTS

**SUPPORT**  
TRAINING  
SUPPORT  
USER COMMUNITY  
BLOG

**ABOUT**  
OUR STORY  
OUR TEAM  
PRESS ROOM  
PARTNERS  
CAREERS  
CONTACT US

**DOWNLOADS**  
CONTACT SALES

## Software Downloads Registration

Experiencing difficulties? Please e-mail our customer support team at [support@turningtechnologies.com](mailto:support@turningtechnologies.com) to have product files sent to you directly.

**PC - No Install Version**  
Version: 5.3.1  
[Release Notes](#)  
[Turning Technologies Product Update - PC - No Install Version](#)

**Need Another Download?**

**Click to Download** **Click to download our TurningPoint Version.**

### Download Instructions

When prompted, choose to save the file to your computer.  
Upon completion of download, double click the setup file.

### Additional Resources

**Online Tutorials** **Product Training** **Guides & Manuals**

**ONLINE**  
CLICK TO CHAT

**Technical Support Hours:**  
Monday through Friday 7 a.m. - 9 p.m. Eastern

Phone: 330-746-3015 E-mail: [support@turningtechnologies.com](mailto:support@turningtechnologies.com)  
Toll-Free: 877-726-4602 Web: [Contact Technical Support Form](#)

**solutions** **support** **about** **downloads** **student web reg**  
K-12 Training Our Story contact sales privacy policy  
Higher Education Technical Support Our Team contact sales  
Corp/Govt User Community Press Room home terms of use  
Rental Events Blog Press Room Press Room sitema

- After accepting the user agreement, click “Run” and it will then start the download. After downloaded, you will see a window to “unzip” the file to a location. You can also click “Save” and then recover the file from your “Downloads” folder of your PC. Then you can “Run” it from there.

## Software Downloads Registration

**SOLUTIONS**  
K-12  
HIGHER EDUCATION  
CORP/GOVT  
RENTAL EVENTS  
ALL PRODUCTS


**SUPPORT**  
TRAINING  
SUPPORT  
USER COMMUNITY  
BLOG

**ABOUT**  
OUR STORY  
OUR TEAM  
PRESS ROOM  
PARTNERS  
CAREERS  
CONTACT US

**DOWNLOADS**

**CONTACT SALES**


Experiencing difficulties? Please e-mail our customer support team at [support@turningtechnologies.com](mailto:support@turningtechnologies.com) to have product files sent to you directly.



[Click to Download](#)

### PC - No Install Version

Version: 5.3.1  
[Release Notes](#)  
[Turning Technologies Product Update RSS Feed](#)




### Download Instructions

When prompted, choose to save the file to your computer.  
Upon completion of download, double click the setup file.


---

### Additional Resources


#### Online Tutorials



#### Product Training




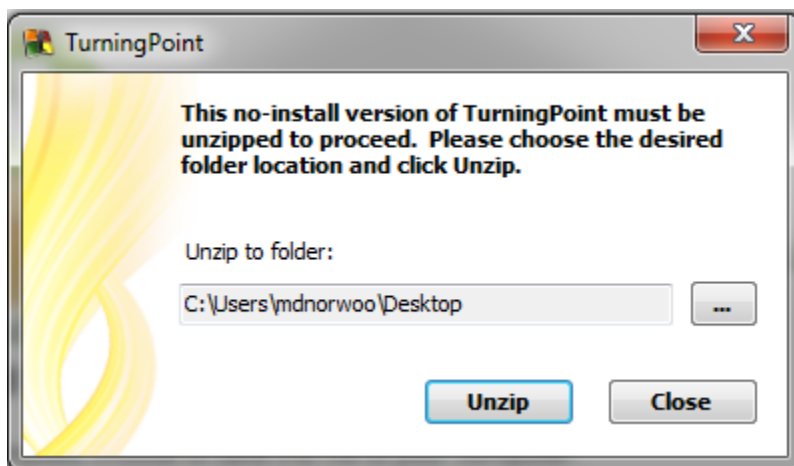
#### Guides & Manuals



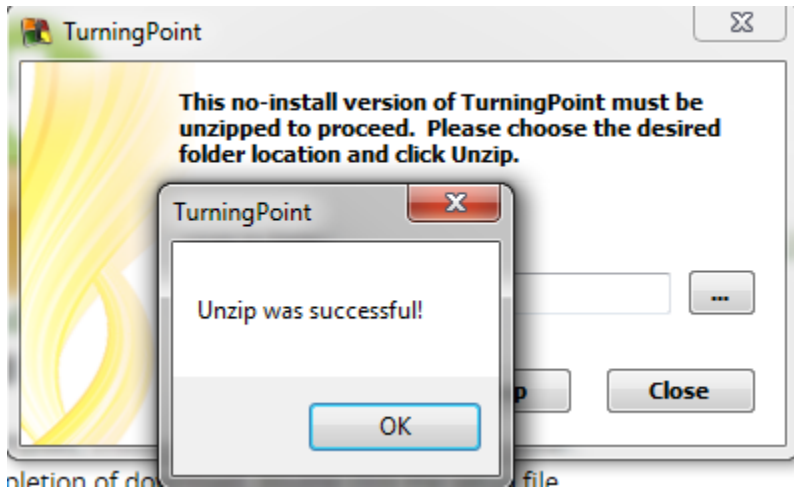
**Technical Support Hours:**  
Monday through Friday 7 a.m. - 9 p.m. Eastern

Phone: 330-746-3015      E-mail: [support@turningtechnologies.com](mailto:support@turningtechnologies.com)  
Toll-Free: 877-726-4602      Web: [Contact Technical Support Form](#)

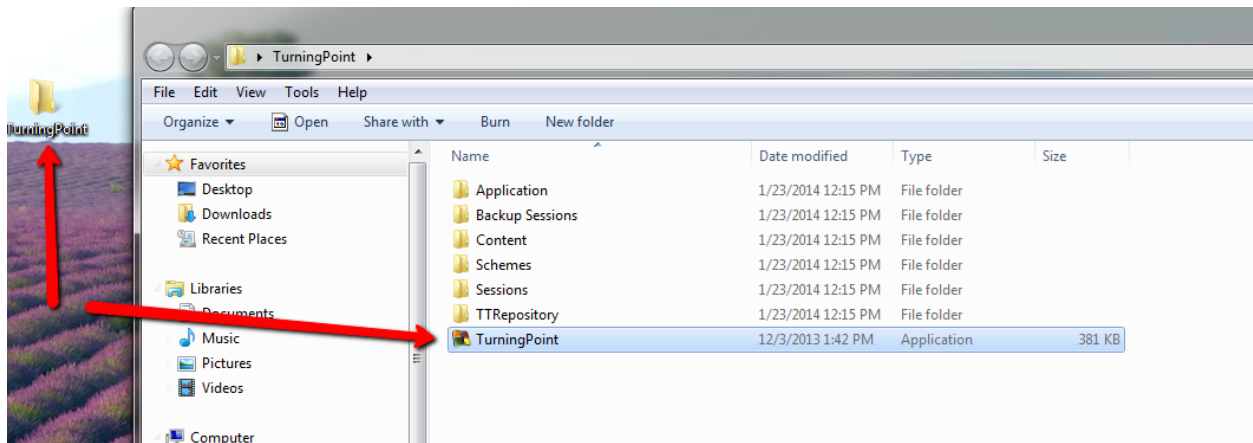




5. If successful, you will see a prompt.



6. Once you have successfully Unzipped the file, you can then go to the location you unzipped it to and double click the TurningPoint folder to access the contents. You can then click the TurningPoint icon to start the application.



Once inside the application, you can go to the Content tab to import your presentation or build new presentations.

You can also copy your TurningPoint 5 folder (Non-Install Version) to a Flash drive. This will allow you to run the software and play your presentation on most any PC.